

INTERNATIONAL JOURNAL OF ENGINEERING SCIENCES & MANAGEMENT

COMPRESSION OF NATURAL IMAGES USING WAVELET TRANSFORM

Vinita Vaishnav^{1*}, Ravi Kateeyare², Jitendra Singh Chouhan³, Babita Dehriya⁴,
Kishalay Vyas⁵

Department of Electrical Engineering

^{1,3} Central India Institute of Technology, Indore

^{2,4,5} RKDF School of Engineering, Indore

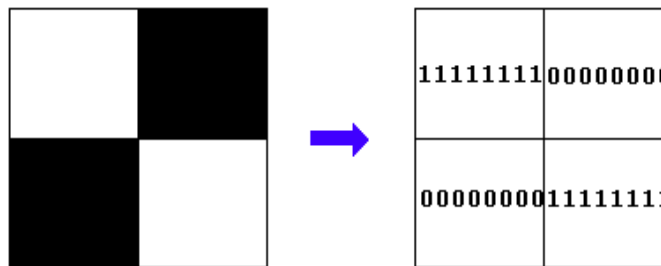
ABSTRACT

This study offers a novel plan of attack to increase the tone of natural images for compression. The suggested strategy is utilized on different types of wavelets and experiments in Matlab are done using wavelet transform. Different compression algorithms are too utilized for best results. Quality estimation is made out along the basis of entropy calculation. However, other parameters like compression ratio, peak signal to noise ratio and energy retained are also computed.

Key Words: Image compression, PSNR, energy retained, threshold, entropy, Db, Symlet, Biorthogonal and coiflet wavelet

I. INTRODUCTION

Image compression is applied to downplay the sum of storage required to present an icon. Images often need a large number of bits to represent them, and if the picture needs to be transported or stored, it is impractical to do so without somehow reducing the number of pieces. The trouble of transmitting or storing an image affects all of us daily. TV and fax machines are both instances of image transmission, and digital video players are the examples of image compression [1] [2] [3] [4] [5] [6] [7] [8]. Each layer is represented by an 8-bit binary number so black is 00000000 and white is 11111111. An image can thus be conceived of as a grid of pixels, where each pixel can be represented by the 8-bit binary value for gray scale. The resolution of the image is pixels per square inch. (So 500dpi means that a pixel is 1/500th of an inch.). To digitize a one-inch square image at 500dpi requires 8*8*500=2 million storage bits. So image data compression is a great advantage if many images can be stored, transmitted and processed.



II. METHODS OF COMPRESSION

Fourier analysis: It breaks down a signal into constituent sinusoids of different frequencies. Fourier analysis is a mathematical function for transforming signal from time based on frequency based. It has a serious drawback. In transforming to the frequency domain, time information is missed. During Fourier transforms of a signal, it is unacceptable to state when a particular event took place. If the signal properties do not vary much over time it is called a stationary signal. This drawback is not very important most signals contain numerous non stationary or transitory [13]. **JPEG Compression:** - JPEG stands for the Joint Photographic Experts Group, a standards committee that had its origins within the International Standard Organization (ISO). JPEG provides a compression method that is capable of compressing continuous-tone image data with a pixel depth of 6 to 24 bits with reasonable speed and efficiency. And although JPEG itself does not define a standard image file format, several have been invented or modified to fill the needs of JPEG data storage [14] [15]. **Wavelet Analysis:**-The signal is defined by a function of one variable or many variables. Any function is represented with the help of basis function. An impulse is used as basis function in time domain can be represented in time as a summation of various

scaled and shifted impulses. Sine function is used as the basis in the frequency domain. These two basis functions have their individual weakness: an impulse is not localized. In the frequency domain and thus a poor basis function to represent the frequency information. In order to represent complex signal efficiently, a basis function should be localized in both time and frequency domain. The support of such basis function should be variable, so that narrow version of function can be used to represent the high frequency components of a signal while wide version of function can be used to represent the low frequency components. Wavelets satisfy the condition to be qualified as the basis function.

One of the most commonly use approaches for analyzing a signal $f(x)$ is to represent it as a sum of simple building blocks, called basis function.

$$f(x) = \sum C_i \Psi_i(x)$$

Where the $\Psi_i(x)$ are basis function and C_i are coefficients, or weights. Since the basis functions Ψ_i are the fixed, it is the coefficients which contain the data about the signal. The simplest such representation uses translate of the impulse function as its only basis, moving over a representation had revealed information but about the time domain behavior of the signal. Choosing the sinusoidal as the basis functions yields a Fourier representation that reveals information only about the signal's frequency domain behaviour. Wavelets are function that satisfy certain mathematical requirements and are used in representing data or other functions. The basic idea of wavelet transform is to represent any arbitrary signals X as a superposition of such wavelets or basis functions. These basis function are obtained from a single photo type wavelet called mother wavelet by (scaling) and translation(shifting).For the purpose of signals compression the representations is ideal about both the time and frequency behaviour of signal. Resolution in time (Δx) and resolution in frequency ($\Delta \omega$) cannot both the made arbitrarily small at the same time because their product is lower bounded by the Heisenberg inequality.

$$\Delta x \Delta \omega \geq 1/2$$

This inequality means that we must trade off time resolution for frequency resolution, or vice versa. Thus it is possible to get very good resolution in time to settle for low resolution in frequency and you can get very good in frequency to settle for low resolution in time [16].

III. TYPES OF WAVELETS

Daubechies Maxflat Wavelet: - There are many wavelets available to decompose and analyze both discrete and continuous data. Harr filter represents special case of Daubechies filter family. Harr filter is actually Daubechies filter of order 1. The construction is based on solving the frequency response function for the filter coefficients satisfying orthogonality and moment conditions. The main feature of Daubachies family is orthogonailty and asymmetry. The support length of scaling and wavelet function is $2N-1$. the number of vanishing moment of wavelet function is N . Filter length is $2N$ [17].

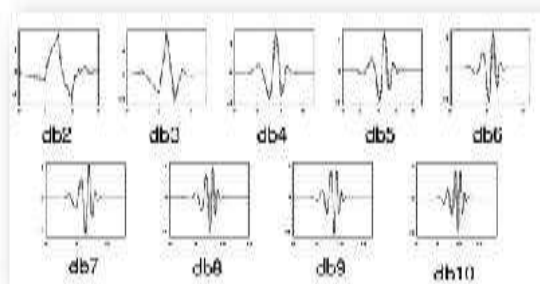


Fig. 1 Representation of Daubachies Wavelet

Coiflet wavelet: - Coiflet is a discrete wavelet designed by Ingrid Daubechies to be more symmetrical than the Daubechies wavelet. Whereas Daubechies wavelets have $N / 2 - 1$ vanishing moments, Coiflet scaling functions have $N / 3 - 1$ zero moments and their wavelet functions have $N / 3$.

Coefficients:- Both the scaling function (low-pass filter) and the wavelet function (High-Pass Filter) must be normalized by a factor. Below are the coefficients for the scaling functions for C6-30. The wavelet coefficients are derived by reversing the order of the scaling function coefficients and then reversing the sign of every second one.

Scaling function: - As in the orthogonal case, $\phi(t)$ and $\phi(t/2)$ are related by a scaling equation which is a consequence of the inclusions of the resolution spaces from coarse to fine:

$$\frac{1}{\sqrt{2}} \phi\left(\frac{t}{2}\right) = \sum_{n=-\infty}^{+\infty} g[n] \phi(t - n),$$

Similar equations exist for the dual functions which determine the filters h_2 and g_2 .

Vanishing moments: - A coiflet wavelet has m vanishing moments if and only if its *dual* scaling function generates polynomials up to degree m . Hence there is an equivalence theorem between vanishing moments and the number of zeroes of the filter's transfer, provided that duality has to be taken into account. Duality appears naturally, because the filters determine the degree of the polynomials which can be generated by the scaling function, and this degree is equal to the number of vanishing moments of the *dual* wavelet. certain number of vanishing moments on a scaling function (e.g., coiflets) leads to fairly small phase distortion on its associated filter. real-valued, compactly supported, orthonormal, and nearly symmetric wavelets (we call them generalized coiflets) with a number of nonzero-centered vanishing moments equally distributed on scaling function and wavelet. Such a generalization of the original coiflets offers one more free parameter, the mean of the scaling function, in designing filter.

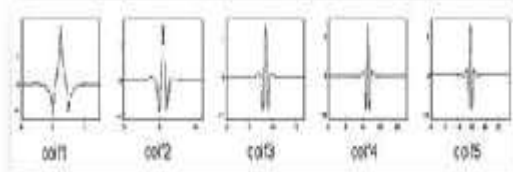


fig 1.2 Coiflet filter of different order

Bi-orthogonal Wavelet: - A biorthogonal wavelet is a wavelet where the associated wavelet transform is invertible but not necessarily orthogonal. In the biorthogonal case, there are two scaling functions $\phi, \tilde{\phi}$, which may generate different multiresolution analyses, and accordingly two different wavelet functions $\psi, \tilde{\psi}$. So the numbers M, N of coefficients in the scaling sequences a, \tilde{a} may differ. The scaling sequences must satisfy the following biorthogonality condition[18]

$$\sum_{n \in \mathbb{Z}} a_n \tilde{a}_{n+2m} = 2 \cdot \delta_{m,0}$$

Then the wavelet sequences can be determined as, $b_n = (-1)^n \tilde{a}_{M-1-n}$ $n=0, \dots, M-1$

and, $\tilde{b}_n = (-1)^n a_{M-1-n}$ $n=0, \dots, N-1$.

Scaling equation: As in the orthogonal case, $y(t)$ and $j(t/2)$ are related by a scaling equation which is a consequence of the inclusions of the resolution spaces from coarse to fine:

$$\frac{1}{\sqrt{2}} \phi\left(\frac{t}{2}\right) = \sum_{n=-\infty}^{+\infty} g[n] \phi(t - n),$$

Similar equations exist for the dual functions which determine the filters h_2 and g_2 .

Vanishing moments: A biorthogonal wavelet has m vanishing moments if and only if its dual scaling function generates polynomials up to degree m . Duality appears naturally, because the filters determine the degree of the polynomials which can be generated by the scaling function, and this degree is equal to the number of vanishing moments of the dual wavelet

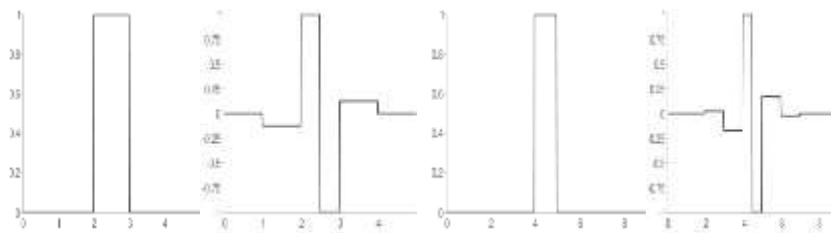


fig 1.3 Bi-Orthogonal wavelet filter order of (1,3,1,5)

Symlet wavelet: - Symlets are also orthogonal and compactly supported wavelets, which are proposed by I. Daubechies as modifications to the db family. Symlets are near symmetric and have the least asymmetry. The associated scaling filters are near linear-phase filters. Daubechies, Symlet and Coiflet filters having special property of more energy conservation, more vanishing moments, regularity and asymmetry than other biorthogonal filters. For example, in the case of Daubechies wavelets we have a maximum number of vanishing moments and maximal asymmetry with fixed length of support, while the Symlet wavelet family has the "least asymmetry" and highest number of vanishing moments with a given support

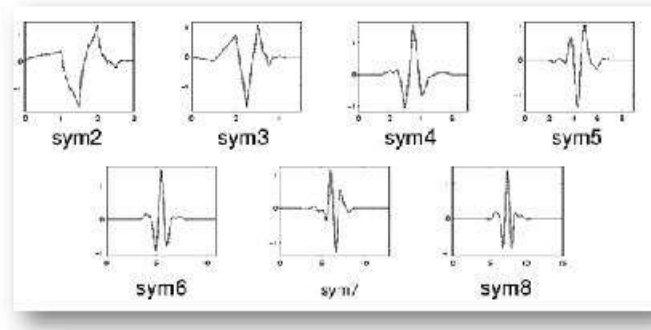


Fig.1.4 of Symlet wavelet filters of different order

IV. Wavelet Filter Selection

Discrete Wavelet Transform (DWT) is a popular technique for image coding applications. In this method the total icon is translated and compressed as a single data object rather than block to block, allowing for a uniform distribution of a compression error across the integral picture. The blocking artifacts and mosquito noise are absent in a wavelet based coder due to the

overlapping basis functions [19]. These wavelet functions can be split into two parts: orthogonal and biorthogonal. Orthogonal wavelets use the similar filter for reconstruction whereas the length of reconstruction filter differs from the synthesis filter in case of biorthogonal wavelets. The choice of wavelet function is crucial for public presentation in image compression [8]. Significant properties of wavelet functions in image compression applications are compact supported, symmetry, orthogonality, regularity and degree of smoothness [9] [10]. Thither are a bit of fundamental principle that decides the choice of wavelet for image compression. Since the wavelet produces all wavelet functions used in the transformation through translation and scaling, it defines the characteristics of the resulting wavelet transform. Thus, the details of the particular application should be hired into account and the appropriate wavelet should be taken in order to use the wavelet to transform effectively for image compression.

Daubechies Wavelet (DB), Biorthogonal Wavelet (BIOR), Coiflet Wavelet (COIF) and Symlet (SYM) are analyzed in the literature [6]. The DB, BIOR, and COIF wavelets are the families of orthogonal wavelets that are compactly supported. These wavelets are capable of complete reconstruction. DB is asymmetrical while COIF is almost symmetrical. Scaling and wavelet functions for decompositions and reconstruction of the BIOR family can be similar or different. Daubechies wavelets are the most popular wavelets and represent the foundation of wavelet signal processing and are used in numerous applications. The wavelets are then selected based on their shape and their ability to compress the image in a particular application. The most promising results for grayscale compression are provided by Biorthogonal wavelet filter. The Biorthogonal wavelets can use filters with similar or dissimilar order for decomposition and reconstruction. Therefore Biorthogonal wavelet is parameterized by two numbers and filter length is $\{\max(2N_d, 2N_r) + 2\}$. Higher filter orders give higher degree of smoothness[20].

V. METHODOLOGY OF IMAGE COMPRESSION

First of all we selected an image & applied different wavelets with of filter order; threshold values of 10 to 100 are applied empirically by the variation of 10. Different levels of decomposition from 1 to 10 were applied. Finally we concluded that the best results are obtained for level 4of decomposition at threshold 10, in case of each image & each wavelet family.

VI. RESULTS AND DISCUSSION

Wavelet family	CR	PSNR
Db	99.9929	48.4799
Symlet	98.3741	55.1674
Biorthogonal	99.9878	52.3496
coiflet	99.9932	49.9932

Best results of different wavelet family for bird image

The working methodology is tried out on standard test images, Quality of the compressed image depends on image content & size and the compressed image degrades as per the stage of decomposition because at each stage of decomposition there is some loss of vigor. It is also found that quality of the degrades rapidly with increasing threshold. Because the higher threshold means significant compression, but more loss of energy.

REFERENCES

- [1] Deborah Berman, Jason Bartell, David Salesin, "Multiresolution Painting and Compositing", Computer Graphics, Annual Conference Series (Siggraph'94 Proceedings), pp. 85-90, 1994
- [2] Adam Finkelstein, David Salesin, "Multiresolution Curves", Computer Graphics, Annual Conference Series (Siggraph'94 Proceedings), pp. 261-268, 1994.

- [3] Matthias Eck, Tony DeRose, Tom Duchamp, Hugues Hoppe, Michael Lounsberry, Werner Stuetzle, "Multiresolution Analysis of Arbitrary Meshes", Computer Graphics, Annual Conference Series (Siggraph'95 Proceedings), pp. 173-182, 1995.
- [4] L. Lippert, M. Gross, "Fast Wavelet Based Volume Rendering by Accumulation of Transparent Texture Maps", Eurographics'95 Conference Proceedings, Computer Graphics Forum Vol. 14, Nr. 3, pp. 431-443, 1995
- [5] Charles Jacobs, Adam Finkelstein, David Salesin, "Fast Multiresolution Image Querying", Computer Graphics, Annual Conference Series (Siggraph'95 Proceedings), pp. 277-286, 1995
- [6] Zicheng Liu, Steven Gortler, Michael Cohen, "Hierarchical Spacetime Control", Computer Graphics, Annual Conference Series (Siggraph'94 Proceedings), pp. 35-42, 1994.
- [7] Peter Schröder, Wim Sweldens, "Spherical Wavelets: Efficiently Representing Functions on a Sphere", Computer Graphics, Annual Conference Series (Siggraph'95 Proceedings), pp. 161-172, 1995.
- [8] Steven Gortler, Peter Schröder, Michael Cohen, Pat Hanrahan, "Wavelet Radiosity", Computer Graphics, Annual Conference Series (Siggraph'93 Proceedings), pp. 221-230, 1993.
- [9] Ronald DeVore, Björn Jawerth, Bradley Lucier, "Image Compression Through Wavelet Transform Coding", IEEE Transactions on Information Theory, Vol. 38, Nr. 2, pp. 719-746, March 1992.
- [10] J. M. Shapiro, "Embedded Image Coding using Zerotrees of Wavelet Coefficients", IEEE Transactions on Signal Processing, Vol. 41, Nr. 12, pp. 3445-3462, 1993.
- [11] Philippe Bakaert, Geert Uytterhoeven, Yves Willems, "An Experiment with Wavelet Image Coding", Proceedings of 11th Spring Conference on Computer Graphics, Bratislava, pp. DM1-6, May 1995.
- [12] Ahmad Zandi, James Allen, Edward Schwartz, Martin Boliek, "CREW: Compression with Reversible Embedded Wavelets", Preprint from RICOH California Research Center, available from <http://www.crc.ricoh.com/misc/crc-publications.html>.
- [13] Wavelet toolbox 4 user guide Michel Misiti, Yves Misiti Georges Oppenheim The Mathswork.
- [14] G.F. Fahmy, J. Bhalod and S. Panchanathan, "A joint Compression and Indexing Technique in Wavelet Compression Domain", Dept. of Computer Science and Engg, Arizona State U.
- [15] Aleks Jakulin, "Base line JPEG and JPEG2000 Aircrafts Illustrated", Visicron, 2002.
- [16] About, Edward, Discovering wavelets by Edward Aboufadel and Steven Schliker New York; chichester: Wiley 1999
- [17] Bryan E. Usevitch "A Tutorial on Modern Lossy Wavelet Image Compression: Foundations of JPEG 2000" IEEE Signal Processing Magazine, September (2001).
- [18] John D. Villasenor, Benjamin Belzer and Judy Liao, "Wavelet Filter Evaluation for image compression", IEEE Transactions on Image Processing, (1995) Vol. 4. No. 8.
- [19] Satyabrata Rout "Orthogonal Vs Biorthogonal Wavelets for Image Compression", MS Thesis, Virginia Polytechnic Institute and State University, Virginia, August, (2003).
- [20] Yinfen Low and Rosli Besar "Wavelet based Medical Image Compression using EZW", Proceedings of 4th National Conference on Telecommunication Technology, Shah Alam, Malaysia © IEEE, PP. No 203-206.